

Student's Name _____

Teacher's # _____ Branch _____

Score: _____ (Check one): *passed* _____ *needs more study* _____

Total Perfect Score = 80 Passing Score = 56 (70%) Convention Eligibility = N/A

**Keyboard
Prep**

Certificate of Merit



Musical Knowledge Examination

Keyboard: Preparatory Level

2006 Edition


Ear Training – Set B

1. Write the letter name of each note. (7 points)



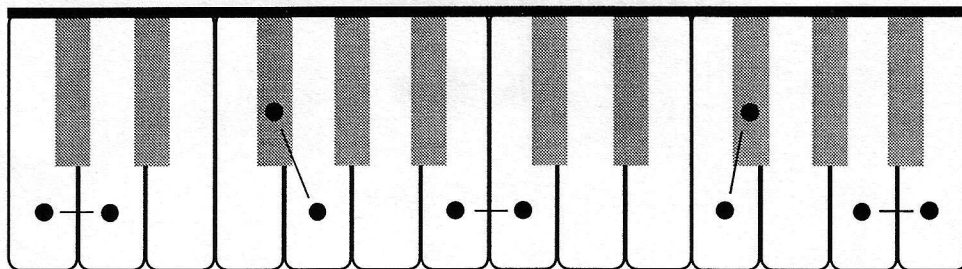
C
(example)

2. Name each interval: 2nd, 3rd, 4th, or 5th. (7 points)

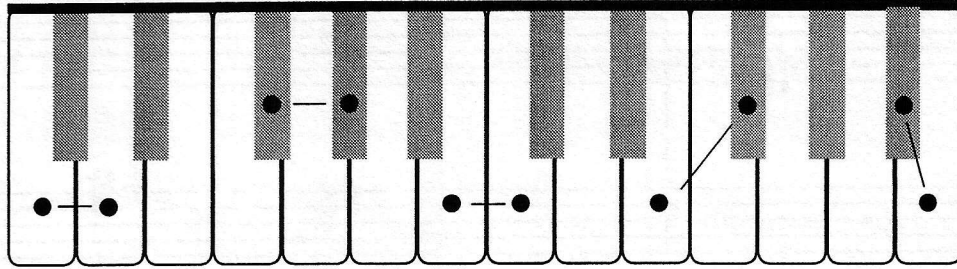


4th
(example)

3. Circle the half steps on this keyboard. (3 points)



4. Circle the whole steps on this keyboard. (3 points)



5. Tell if these are whole steps or half steps. Write **W** for whole step and **H** for half step. (3 points)



_____ W _____
 (example)

6. Match each five finger pattern with its name. (5 points)

a.

b. D Major
 (example)

b.

_____ g minor

c.

_____ F Major

d.

_____ f minor

e.

_____ c minor

f.

_____ C Major

7. Name each triad. Tell if it is Major or minor. (10 points)

C Major
(example)

8. Add the correct sharp (#) or flat (b) to form these Major scales. (2 points)

G Major Scale

F Major Scale

9. Write the counts under this rhythm. The first measure is done for you. (3 points)

4/4 ♩ . ♪ | ♩ ♩ ♩ ♩ | ♩ - | - |

1 2 3 4

10. Match each rhythm with the correct time signature. (3 points)

___ 3/4

a. ♩ ♩ ♩ ♩ ♪ | ♩ ♩ ♪ |


___ 4/4

b. ♩ ♩ ♩ | ♩ |

___ 2/4

c. ♩ ♩ ♩ ♪ | ♩ . |

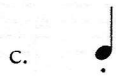
11. Match these signs with their meanings. (8 points)



_____ slur: play smoothly or *legato*



_____ repeat sign: play the music inside the signs again




_____ *forte*: loud



_____ tie: hold the second note



_____ *piano*: soft



_____ accent: louder, stressed, marked



_____ *fermata*: hold longer



_____ *staccato*: not connected (shorten the note)

12. Match these terms with their meanings. (4 points)

a. *fine*

_____ return to the original tempo

b. *D.C. al fine*

_____ gradually slower

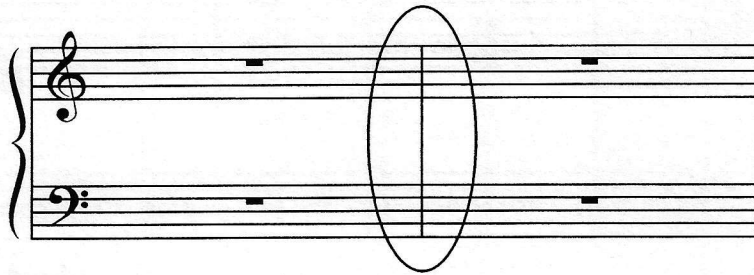
c. *rit. (ritard, or ritardando)*

_____ the end


d. *a tempo*

_____ return to the beginning and play to *fine*


13. Match the circled part of each grand staff with its name. (4 points)

a. 

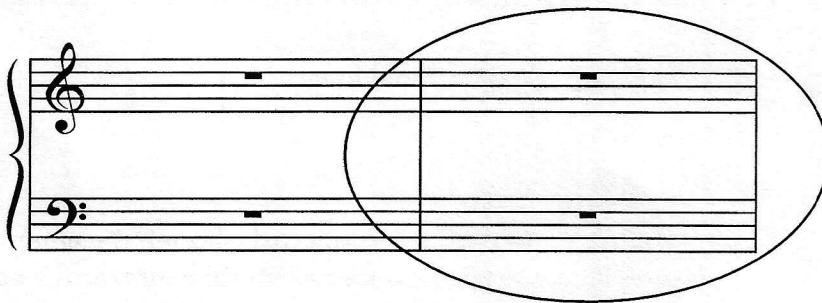
_____ treble clef

b. 

_____ bar line

c. 

_____ measure

d. 

_____ bass clef

14. Match each note with the rest that has the same number of beats. (4 points)



a.  _____ 

b.  _____ 

c.  _____ 

d.  _____ 

Answer these questions about this music (*Children Playing* by Turk). (14 points)

15. Give the Major key name. Major
16. How many beats are in each measure? beats
17. What type of note receives one beat? Check (✓) the answer.
 
 
18. How should the music sound?
 loud
 soft
19. How should the notes in measure 3 be played?
 detached
 connected
20. How many beats does the rest in measure 8 receive?
 1
 4
21. Name the circled intervals: 2nd, 3rd, 4th, 5th.
 a.
 b.
 c.
 d.
 e.
22. What type of notes are used in measure 3 in the treble clef?
 half notes
 eighth notes
23. What type of rests are used in the bass clef?
 quarter rests
 half rests
24. How many beats will the last note receive?
 1
 2